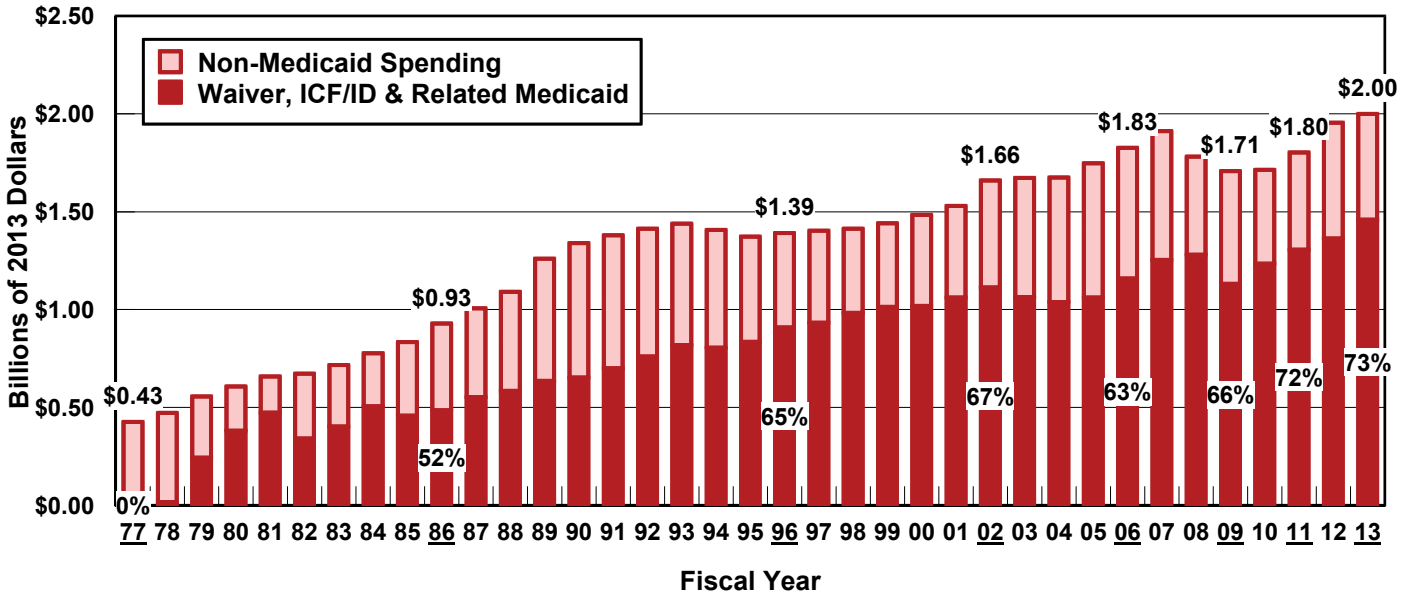
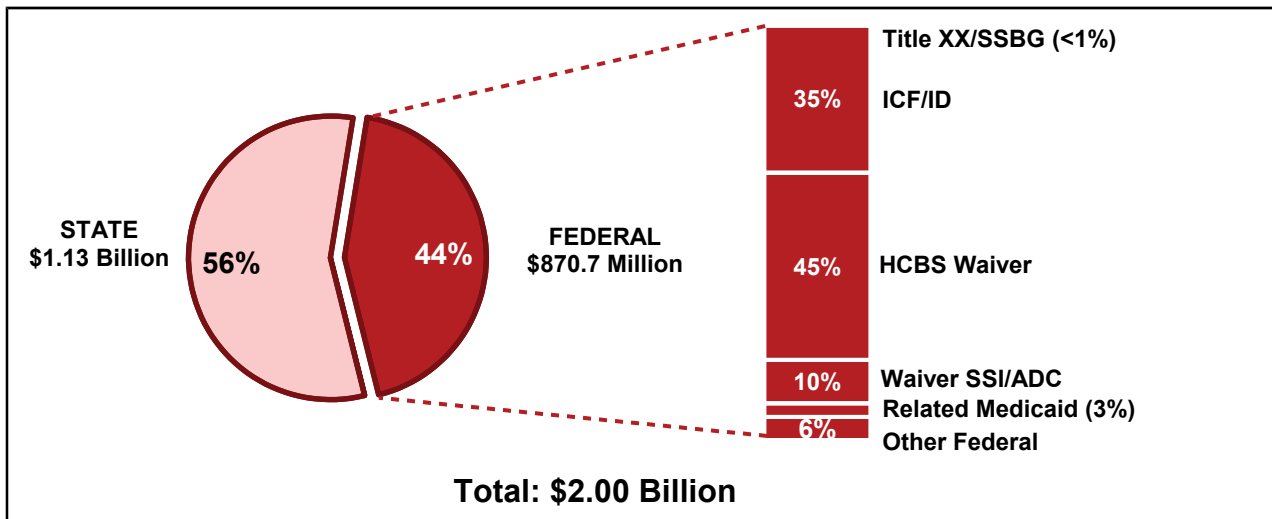


NEW JERSEY

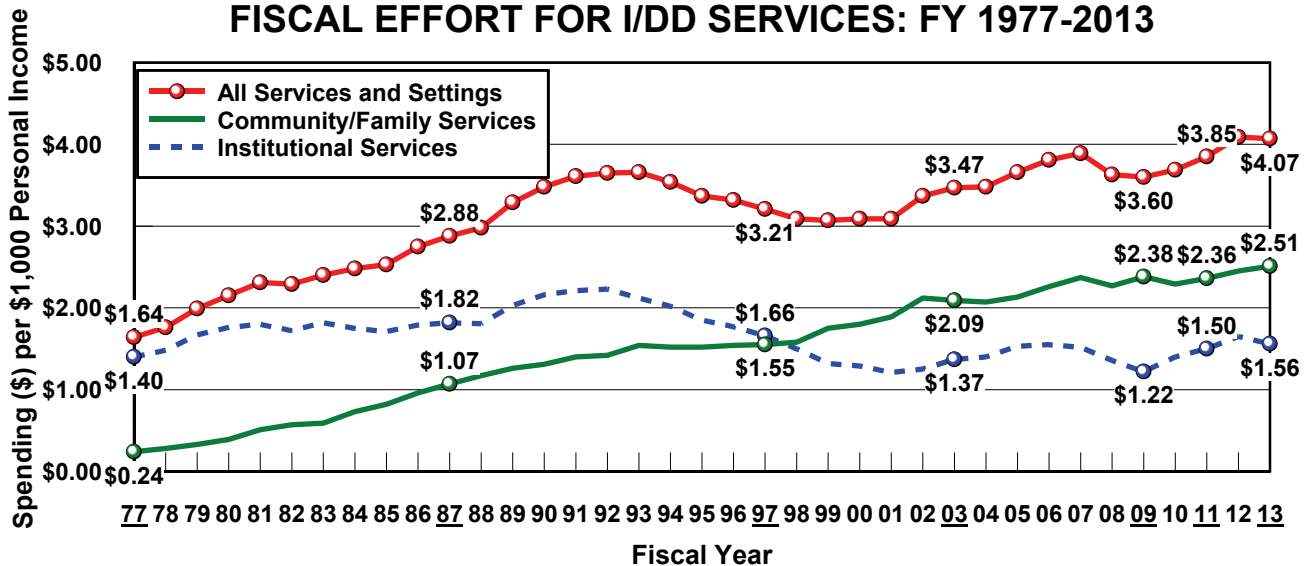
TOTAL PUBLIC I/DD SPENDING FOR SERVICES: FY 1977-2013



PUBLIC I/DD SPENDING BY REVENUE SOURCE: FY 2013



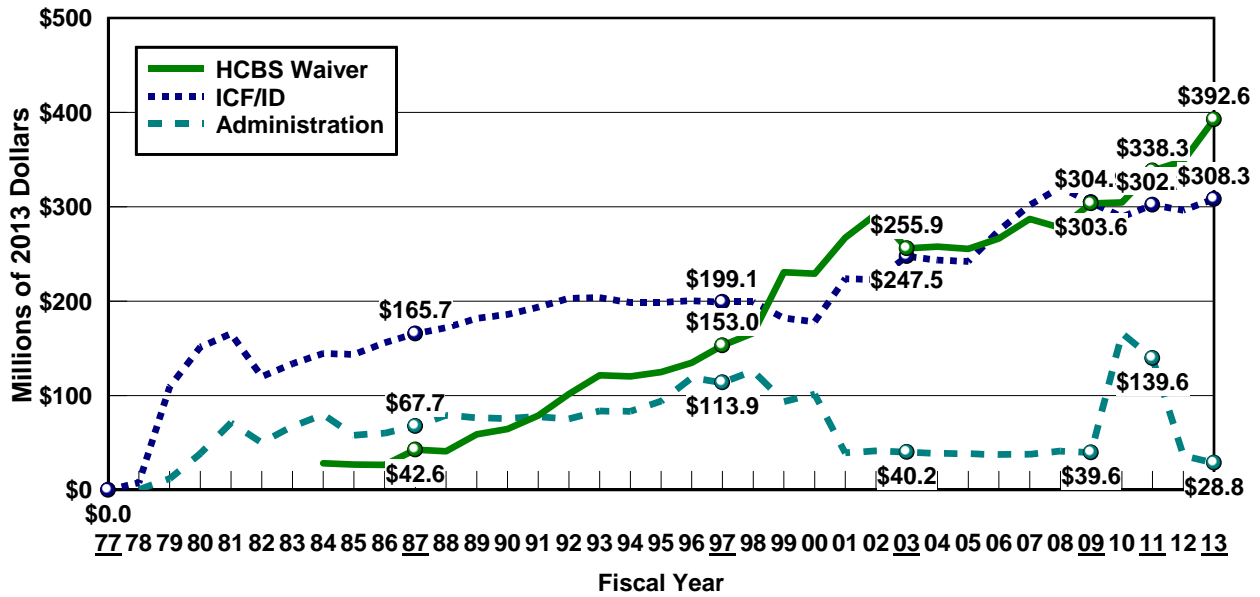
FISCAL EFFORT FOR I/DD SERVICES: FY 1977-2013



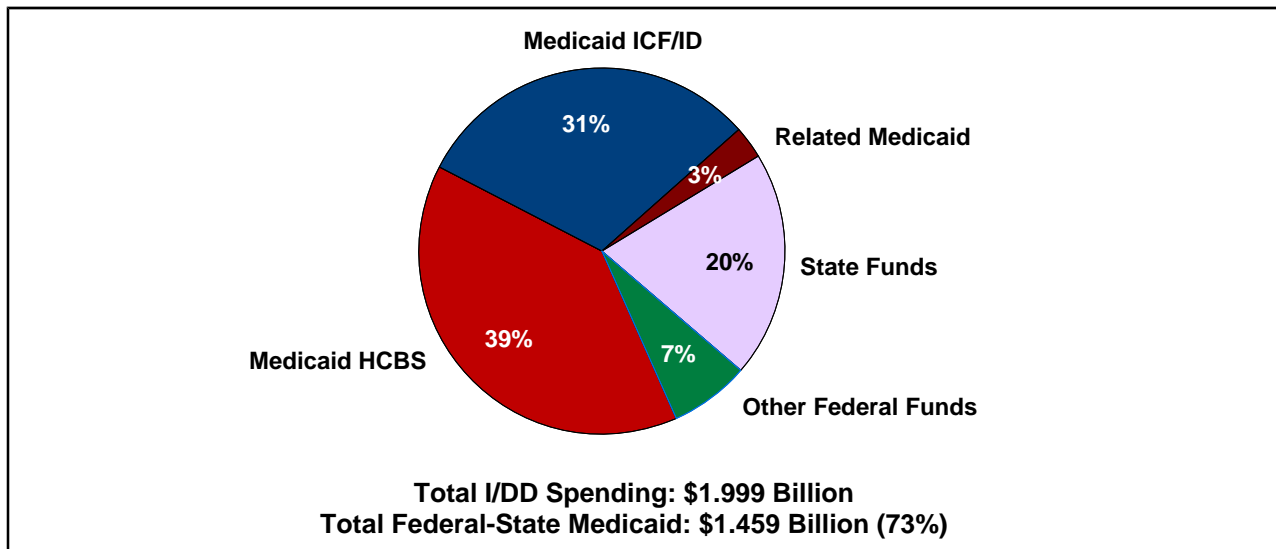
Source: Braddock et al., Coleman Institute and Department of Psychiatry, University of Colorado, 2014.

NEW JERSEY

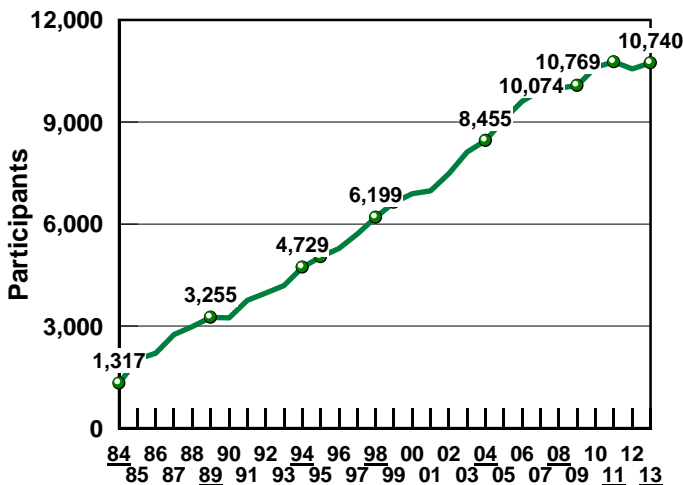
FEDERAL I/DD MEDICAID SPENDING BY REVENUE SOURCE



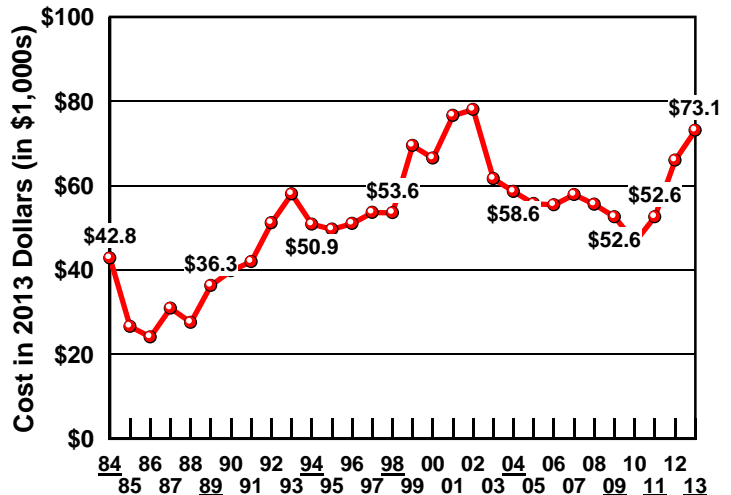
FEDERAL-STATE MEDICAID AS A PERCENTAGE OF TOTAL I/DD SPENDING IN FY 2013



HCBS WAIVER PARTICIPANTS

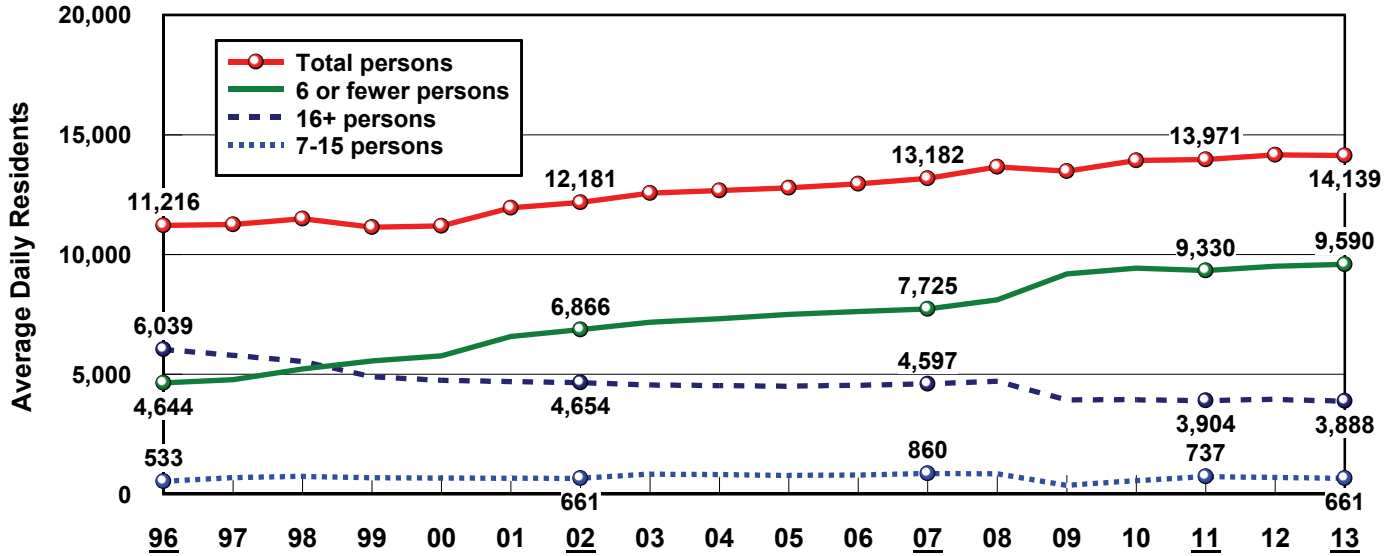


ADJUSTED WAIVER COST PER PARTICIPANT



Source: Braddock et al., Coleman Institute and Department of Psychiatry, University of Colorado, 2014.

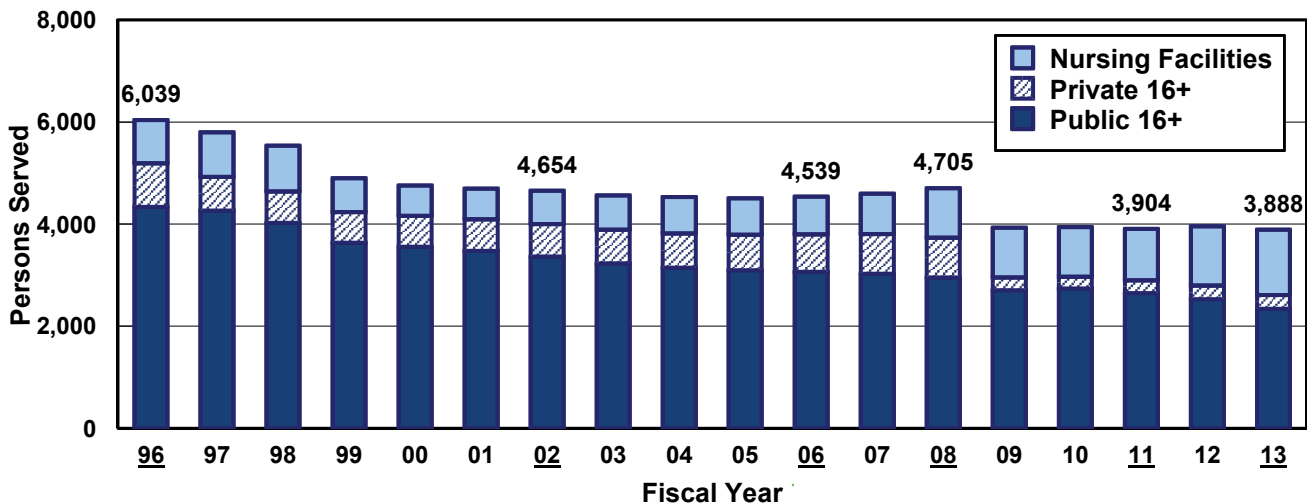
PERSONS WITH I/DD BY SIZE OF SETTING: FY 1996-2013



PERSONS SERVED BY SETTING: FY 1998-2013

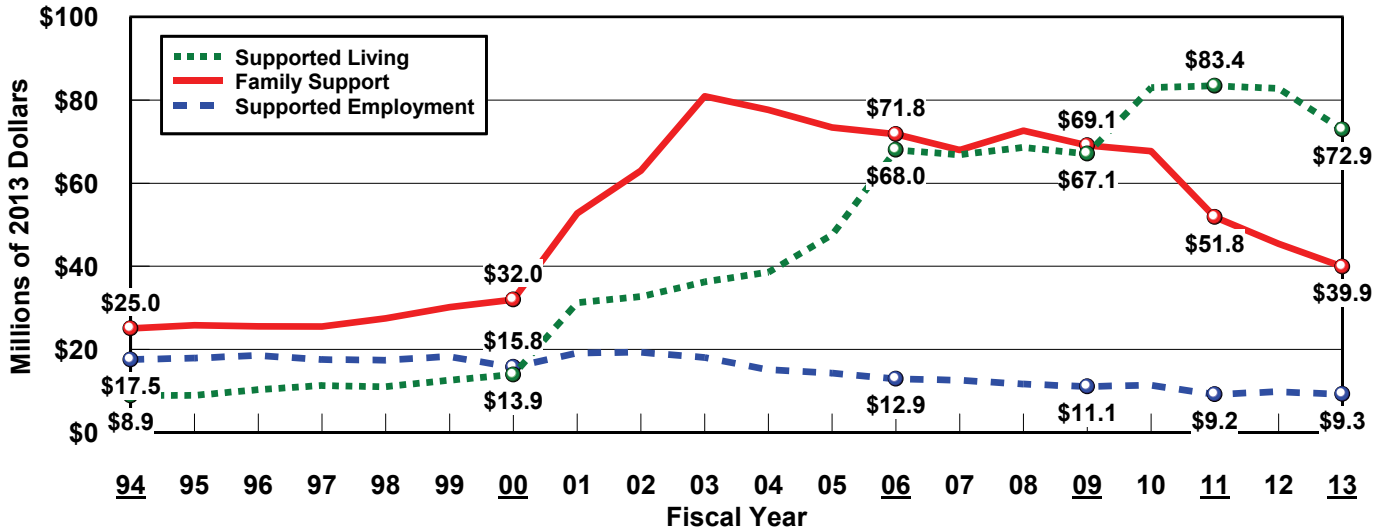
	1998	1999	2000	2001	2002	2003	2004	2005	2006	2007	2008	2009	2010	2011	2012	2013
TOTAL	11,502	11,146	11,199	11,950	12,181	12,569	12,675	12,787	12,951	13,182	13,663	13,481	13,927	13,971	14,157	14,139
16+ PERSONS	5,538	4,900	4,757	4,697	4,654	4,562	4,531	4,505	4,539	4,597	4,705	3,929	3,939	3,904	3,955	3,888
Nursing Facilities	898	663	593	601	652	672	714	714	741	793	972	976	973	1,008	1,161	1,278
State Institutions	4,025	3,636	3,556	3,473	3,364	3,232	3,145	3,096	3,064	3,026	2,953	2,703	2,738	2,649	2,527	2,341
Private ICF/ID	73	73	73	74	74	74	74	74	74	73	53	53	38	44	52	59
Other Residential	542	528	535	549	564	584	598	621	660	705	727	197	190	203	215	210
7-15 PERSONS	742	688	674	670	661	837	823	782	791	860	855	362	557	737	697	661
Public ICF/ID	0	0	0	0	0	0	0	0	0	0	0	0	0	0	0	0
Private ICF/ID	0	0	0	0	0	0	0	0	0	0	0	0	0	0	0	0
Other Residential	742	688	674	670	661	837	823	782	791	860	855	362	557	737	697	661
≤6 PERSONS	5,222	5,558	5,768	6,583	6,866	7,170	7,321	7,500	7,621	7,725	8,103	9,190	9,431	9,330	9,505	9,590
Public ICF/ID	0	0	0	0	0	0	0	0	0	0	0	0	0	0	0	0
Private ICF/ID	0	0	0	0	0	0	0	0	0	0	0	0	0	0	0	0
Supported Living	772	786	791	1,359	1,430	1,470	1,483	1,727	1,865	1,936	2,141	2,279	2,365	2,188	2,173	2,153
Other Residential	4,450	4,772	4,977	5,224	5,436	5,700	5,838	5,773	5,756	5,789	5,962	6,911	7,066	7,142	7,332	7,437

PERSONS IN PUBLIC AND PRIVATE 16+ INSTITUTIONS: FY 1996-2013

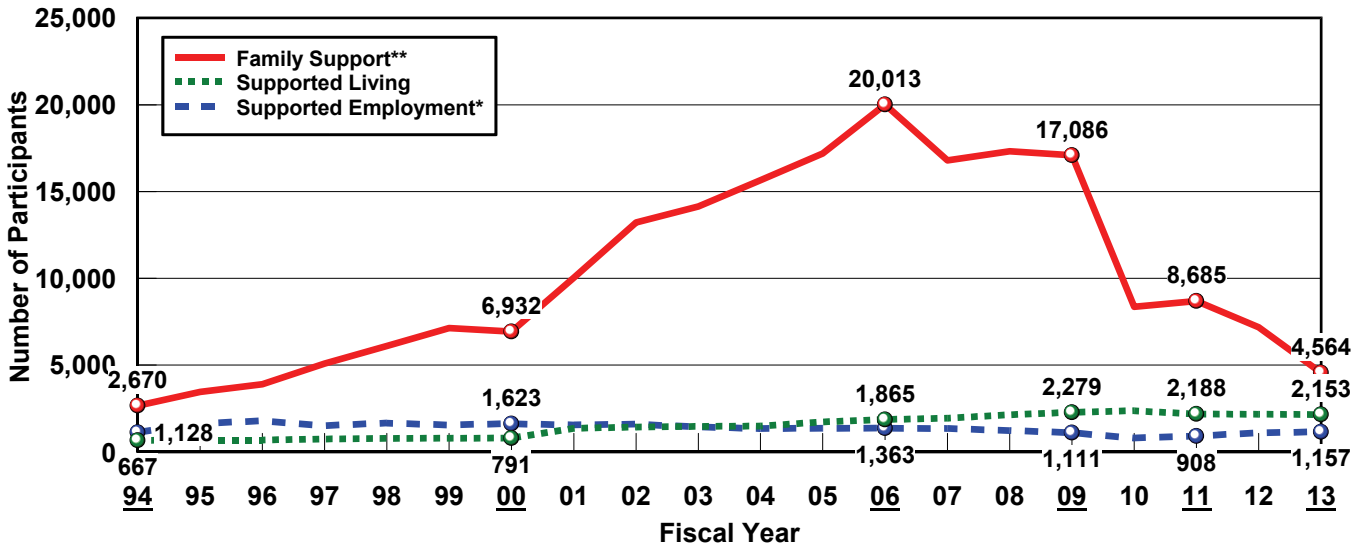


Source: Braddock et al., Coleman Institute and Department of Psychiatry, University of Colorado, 2014.

INDIVIDUAL AND FAMILY SUPPORT SPENDING: FY 1994-2013

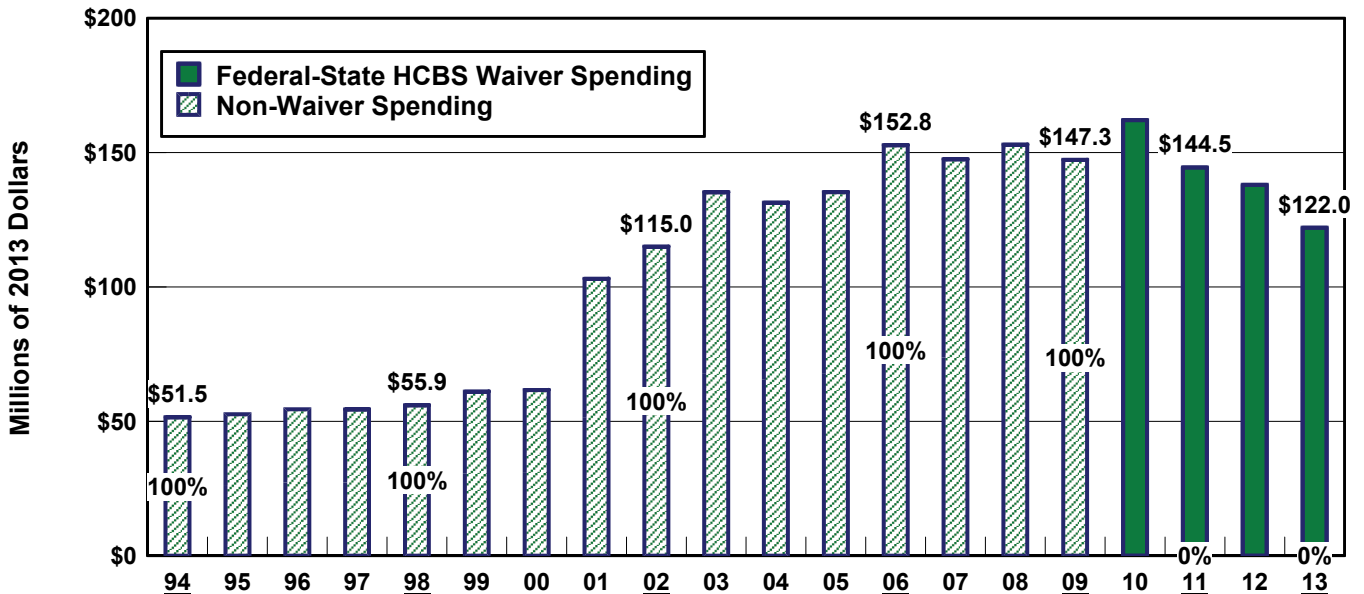


PARTICIPANTS: FY 1994-2013



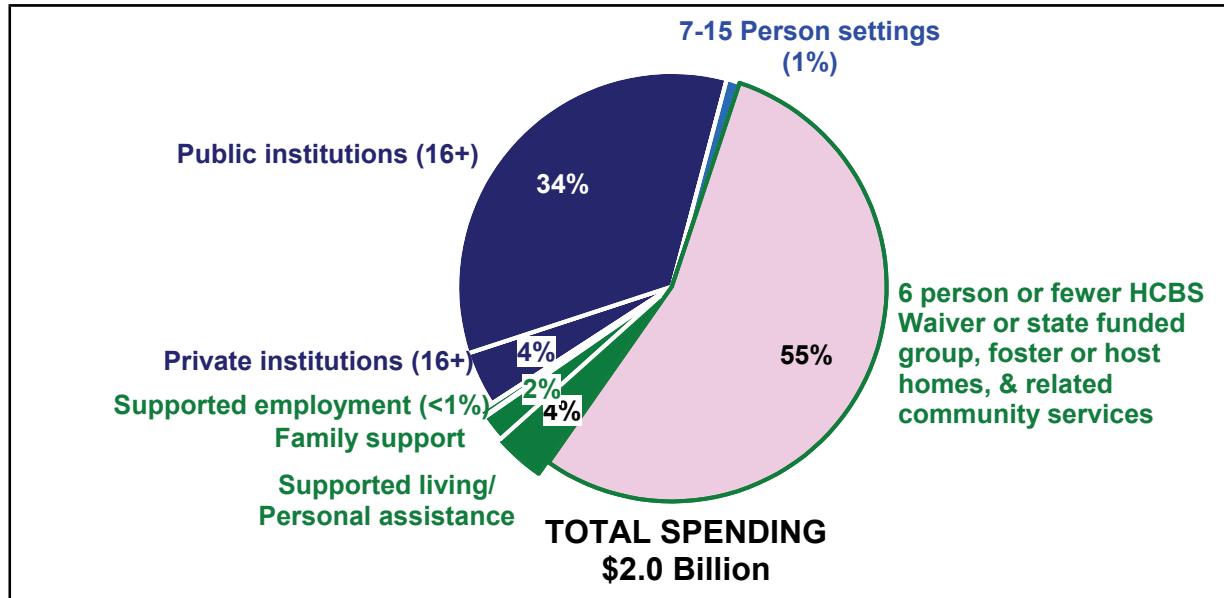
*Does not include 1,237 follow-along work support workers in 2012 and 1,101 workers in 2013.
**Family support cash subsidies terminated in 2009.

SUPPORTED LIVING, FAMILY SUPPORT AND SUPPORTED EMPLOYMENT SPENDING: FY 1994-2013

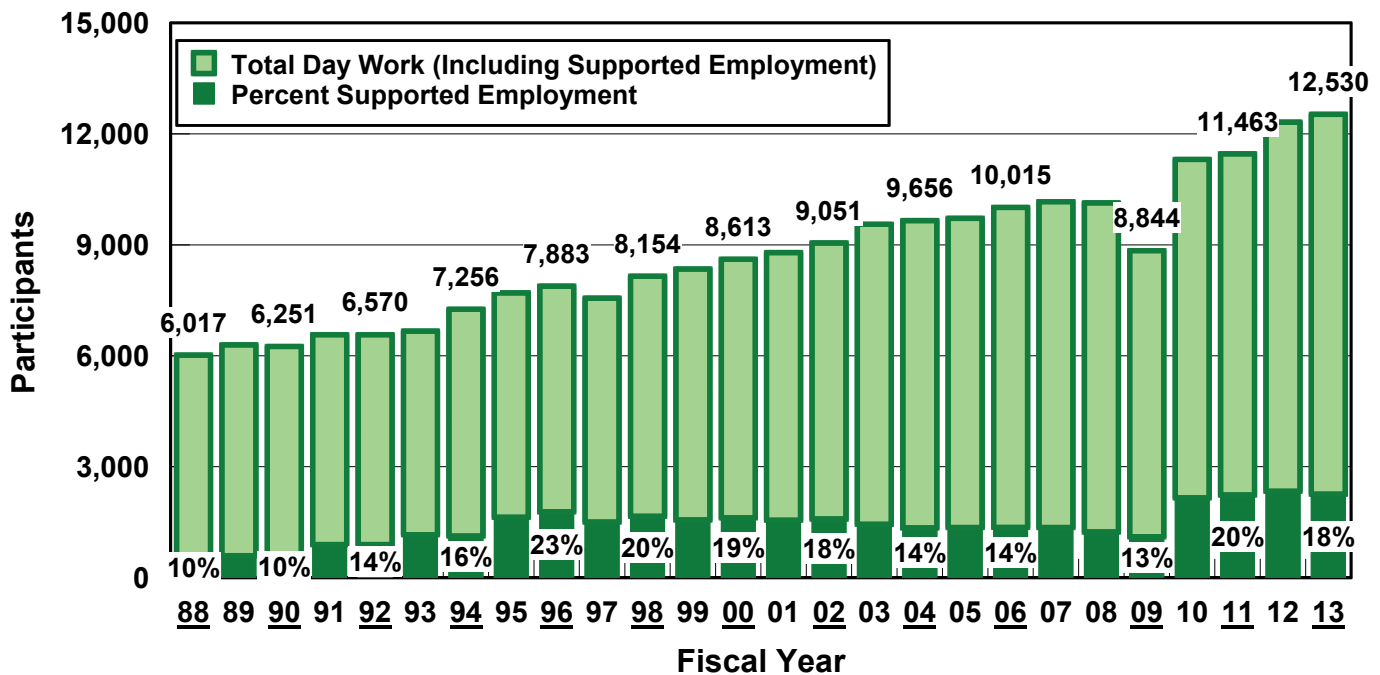


Source: Braddock et al., Coleman Institute and Department of Psychiatry, University of Colorado, 2014.

SUPPORTED LIVING, FAMILY SUPPORT, AND SUPPORTED EMPLOYMENT AS A PERCENTAGE OF TOTAL SPENDING: FY 2013

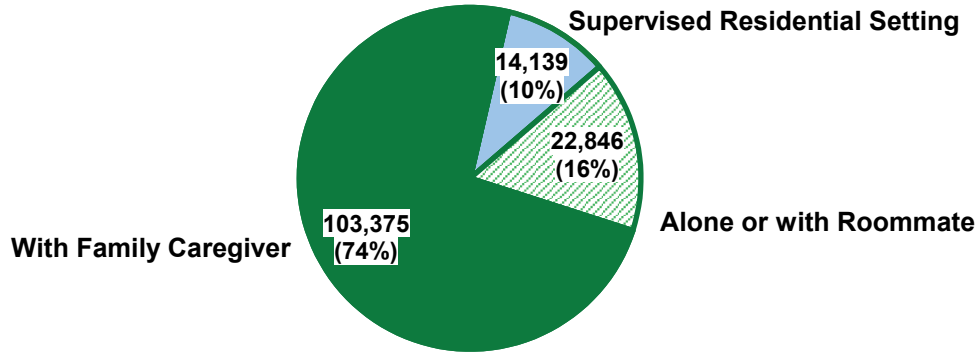


TOTAL DAY/WORK AND SUPPORTED EMPLOYMENT PARTICIPANTS : FY 1988-2013



Source: Braddock et al., Coleman Institute and Department of Psychiatry, University of Colorado, 2014.
<http://stateofthestates.org>

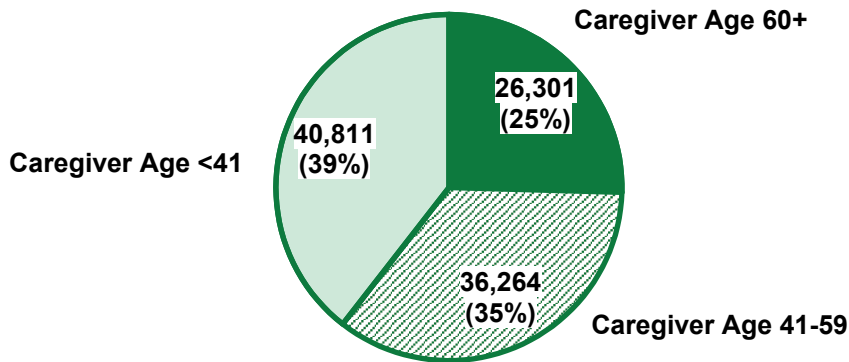
ESTIMATED NUMBER OF INDIVIDUALS WITH I/DD BY LIVING ARRANGEMENT: FY 2013



TOTAL: 14,360 PERSONS

Braddock et al. 2014, based on Fujiura 2008, 2012

ESTIMATED NUMBER OF INDIVIDUALS WITH I/DD BY AGE GROUP LIVING WITH FAMILY CAREGIVERS: FY 2013



TOTAL: 103,375 PERSONS

Braddock et al. 2014, based on Fujiura 2008, 2012

ESTIMATED NUMBER OF I/DD CAREGIVING FAMILIES AND FAMILIES SUPPORTED BY I/DD AGENCIES: FY 1988-2013

